




Warm-Up

Take a half-sheet of paper (share with a neighbor) and put your name, date and period in the top, right-hand corner. Then answer the following:

1. What is a rule? Give two (2) examples of rules.
2. What is a procedure? Give two (2) examples of procedures.
3. What is a consequence? Give two (2) examples of consequences.



Day 3

Classroom Rules and Procedures

CODE of CONDUCT

All students are expected to behave in a way that is consistent with the AAEC Student Handbook Code of Conduct.

Students are expected to act in a way that promotes:

- respect for fellow students and staff members
- respect for all individuals
- individual and community responsibility
- a safe environment for students
- a disruption-free, educational environment

CODE of CONDUCT

Class Rules:

1. Be Respectful.
2. Be Responsible.
3. Be Kind.

consequences

- Verbal and/or non-verbal warning
- Hallway conference
- Phone call/email home
- Detention
- Referral to Office

** I reserve the right to repeat and/or skip any steps, especially for severe violations of the classroom rules. **



OUR CLASSROOM ROUTINES



Entering the Classroom

If the door is closed and it is still passing period:

- Line up outside the door along the hallway wall
- Wait for the door to be opened to come in

If the door is open:

- Come in silently

If the door is closed and class has started:

- Go to the front office and get a pass before entering silently.
- Sign-in, put the pass on my keyboard, and get to work.

when you come in

- Come in silently
- Place cell phone in numbered pocket
- Get materials ready for class
- Place any other materials, including pencil boxes, under your chair.
- Complete Warm-Up




WHAT IF?

- What if I have to use the restroom before class starts?
 - Permission to use the restroom will not be given the first or last 10 minutes of class.
 - It is your responsibility to go during the passing period. Make sure you go BEFORE you enter the classroom.
- What if I want to leave my stuff in here and return to the hallway to get something or speak to someone?
 - Students who have entered the classroom will need to begin working on their CJ and Do Now immediately.
 - Permission to leave once you have entered will not be given for the first or last 10 minutes of class.



Classroom Gestures





KEEPING YOUR DESK CLEAN

On your desk:

- Class binder
- Pens and/or pencils to use during class
- Water bottles

Under your table (out of aisles):

- All remaining books, binders, and supplies
- Pencil boxes and pouches

WHAT NOT TO BRING

- Distracting items
- Food, candy, or gum
- Drinks other than plain water





Determining Your Grade

UNIT EVALUATION BREAKDOWN:

PERCENTAGES FOR INDIVIDUAL SCORES

Final Exam	20%	100.00 – 90.00	A
(District Post-Test, & Course Final Exam)		89.99 – 80.00	B
Assessments γ	40%	79.99 – 70.00	C
(Labs, Presentations, Projects, Tests & Quizzes)		69.99 or less	F
Assignments γ	40%		
(Class work, Assignments, & Professional points)			
<hr/>			
Semester Grade	100%		



Tutoring/Office Hours

- Open office hours (typically)
 - Tuesdays – Thursdays
 - 2:30p – 3:00 p
- Additional times available by appointment
 - Before school
 - During lunch/break
 - Mondays/Fridays after school


before dismissal

Once you are told to pack up for the day:

- Put away all supplies
- Clean up your area, putting any waste in the trash bin and paper into the recycling
- Push in your chair and stand behind it until you are dismissed

When you are told you are dismissed:

- I dismiss you, not the clock
- Exit in a calm and quiet manner



Emergency Procedures



Fire Alarm

- Line up and move silently
- Walk with purpose
- Exit through emergency door
- Line up in the back by the disabled parking space
- You are to remain silent for the entire time



Lockdown

- Doors will be locked
- Students must sit on floor out of sight of the door and windows.
- Sit silently and wait for instructions
- No electronic devices will be allowed
- If you are not in your classroom, you need to get to the nearest one as soon as possible – BEFORE the doors are locked!



Binder Cover

- Above the class name:
 - 3 images to represent science
- Below the class name:
 - 3 images to represent yourself
- On the lines provided:
 - Name
 - Period number
- Expectations:
 - Neat
 - Creative
 - Colorful
- Complete and bring to class by Friday, August 9th.